

Peso telaio / Frame Weight 3,40 kg/m  
Peso binario / Track Weight 0,70 kg/m

## Dark 48V

IP 20

**97** nero anodizzato  
anodized black

Canale in alluminio estruso con binario elettrificato 48V in barre da 1, 2 oppure 3 metri.

*Extruded aluminum channel with electrified track 48V in 1, 2 or 3 meters bars.*

Binario in bassa tensione da alimentare con driver remoto a 48V (non incluso) con potenza necessaria a supportare i proiettori da collegare alla linea.

*Low Voltage Track to be powered by a 48V remote driver (not included) with power needed to support projectors to connect to the line.*

**L = 1000**

1305.0948.K1.-- 97

**L = 2000**

1305.0948.K2.-- 97

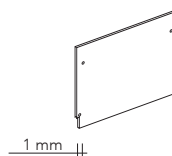
**L = 3000**

1305.0948.K3.-- 97

### testata di chiusura

*end cap*

1305.8048.92 ■ 1 pc



### staffe di giunzione lineare

*linear bracket connections*

Per profili superiori ai 3 mt ordinare 1 kit ogni multiplo di 3 mt.  
*For profiles with length over 3 mt, please order 1 kit every 3 mt.*

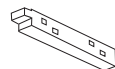


1312.1030.10 10 pc  
1312.1030 1 pc

### kit alimentazione interno

*internal feeding kit*

1305.6048.92 ■ 1 pc  
1305.6048.94 □ 1 pc



### giunzione lineare interna

*internal linear junction*

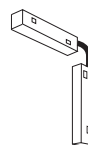
1305.1048.92 ■ 1 pc  
1305.1048.94 □ 1 pc



### giunto angolare interno

*internal corner joint*

1305.7048.92 ■ 1 pc  
1305.7048.94 □ 1 pc



### giunto angolare interno verticale

*vertical internal corner joint*

1305.7148.92 ■ 1 pc  
1305.7148.94 □ 1 pc

