



Clear  
Top bend

# VT11 / VT13

Clear. Top bend

## Technical data

TYPE	CRI	SPECTRUM	LUMENS	WATTS
<b>White</b>	CRI80+	22K 25K 27K 30K 35K 40K 50K 65K	127 - 1847 lm	1W 2W 4W 9W 14W
	CRI90+	22K 25K 27K 30K 35K 40K 50K 65K	100 - 1765 lm	1W 2W 4W 9W 14W
<b>Tunable White</b>		27K - 65K or any on demand	1102 lm	9W
<b>RGB</b>	RGB	RGB	284 - 432 lm	- - - 7W 11W
<b>RGBW</b>	CRI80+	27K 30K 35K 40K 50K 65K	783 - 820 lm	14W
	CRI90+	27K 30K 35K 40K 50K 65K	756 - 730 lm	14W

## Lighting options



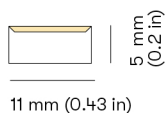
Beam angle: 100°

## Specifications

### Dimensions

#### VT11

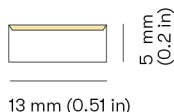
For white



11 mm (0.43 in)

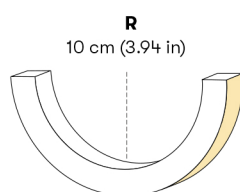
#### VT13

For Tunable white, RGB, RGBW



13 mm (0.51 in)

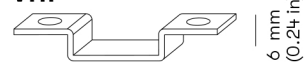
### Bend radius



10 cm (3.94 in)

### Mounting

#### VT11



30 mm (1.18 in)

#### VT13

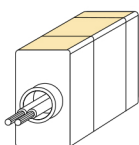


32 mm (1.26 in)

## Module types

### INDIVIDUAL module

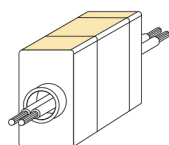
wire from single side



Wire end

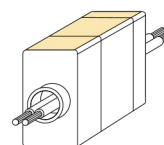
### FULL module

wires from both sides

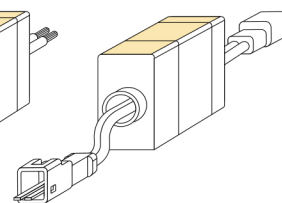


Wire end

## Wire ends



Bare ends



With connector